

VIETNAM DAILY

[Market Commentary]

The stock market went up, underpinned by large-cap stocks

[Futures/ETFs]

Futures contracts gained in line with the movements of the underlying market

[Market Movers]

DXG, CTG

December 31, 2021

	Index	Chg (%, bp)
Ho Chi Minh	1,498.28	+0.83
VN30	1,555.71	+1.06
VN30 futures	1,537.00	+0.75
Hanoi	473.99	+2.67
HNX30	803.50	+1.98
UPCoM	112.68	+1.00
USD/VND	22,799	+0.03
10-yr govt bond (%)	2.10	-1
Overnight rate (%)	1.39	+68
Oil (WTI, \$)	76.70	-0.38
Gold (LME, \$)	1,818.24	+0.20



Market Commentary

VNIndex 1,498.28P (+0.83%)
Volume (mn shrs) 875.7 (+25.9%)
Value (U\$mn) 1,144.6 (+18.4%)

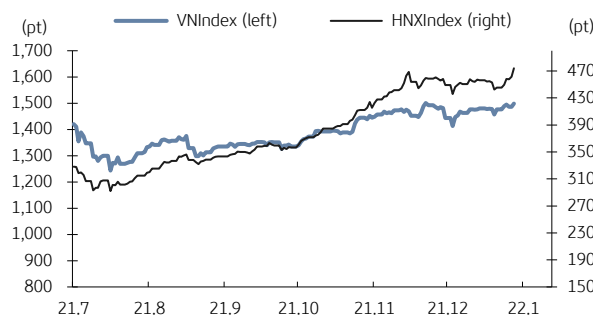
HNXIndex 473.99P (+2.67%)
Volume (mn shrs) 107.6 (-12.3%)
Value (U\$mn) 115.5 (-14.8%)

UPCoM 112.68P (+1.00%)
Volume (mn shrs) 175.1 (+90.0%)
Value (U\$mn) 86.7 (+14.1%)

Net foreign buy (U\$mn) +6.6

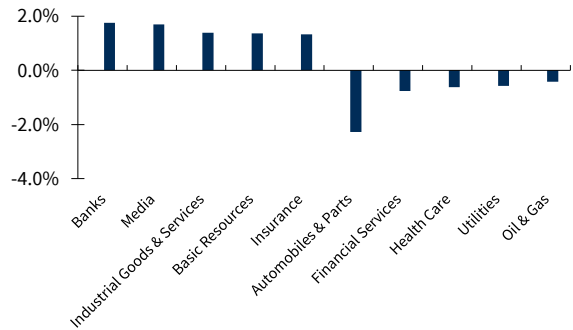
The stock market went up, underpinned by large-cap stocks. The Standing Committee of the National Assembly passed a Resolution to reduce 50% of the environmental protection tax on jet fuel as prescribed in Resolution No. 579/2018/UBTVQH to VND1,500/liter, applied from January 1, 2022 till the end of December 2022, which pushed up Vietjet Aviation (VJC, +1.8%). Steel stocks namely Nam Kim Steel (NKG, +2%), Hoa Sen Group (HSG, +1.4%) grew ahead of news from the Trade Remedies Authority under the Ministry of Industry and Trade that the US would not initiate an investigation on Vietnam’s corrosion-resistant steel products (CORE) made from cold rolled steel (CRS) and hot rolled steel (HRS) imported from Japan given the alleged circumvention of anti-dumping duties. Foreign investors were net buyers, focusing on Kinh Bac City Development (KBC, +3.1%), Dat Xanh Group (DXG, unch), Sai Gon Thuong Tin Commercial Bank (STB, +3.3%).

VN Index & HNX Index



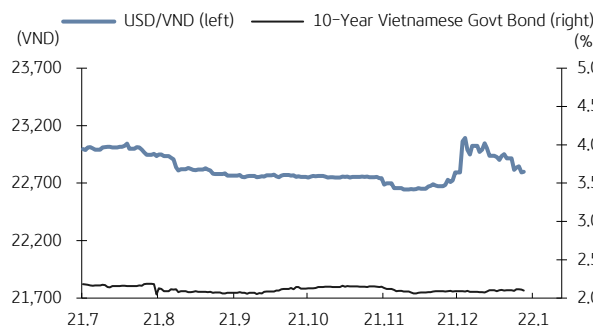
Source: Bloomberg, KB Securities Vietnam

VN Index sector performance



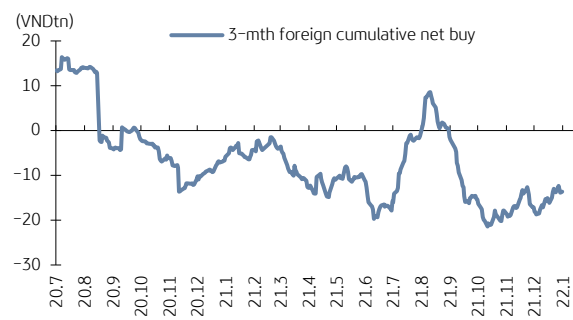
Source: Bloomberg, KB Securities Vietnam

USD/VND & 10-year government bond rates



Source: Bloomberg, KB Securities Vietnam

Vietnam - 3-mth cumulative net foreign buy



Source: FiinPro, KB Securities Vietnam

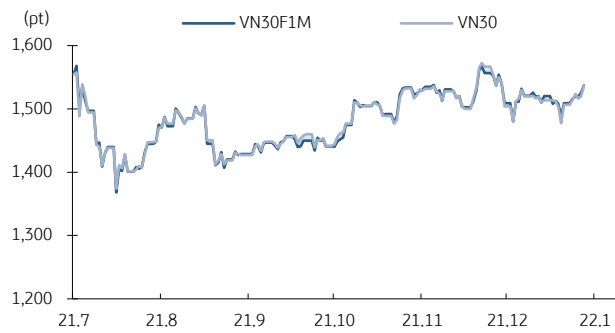
Futures/ETFs

VN30 1,535.71P (+1.06%)
VN30 futures 1,537.0P (+0.75%)
Open 1,527.9P
High 1,542.0P
Low 1,527.3P

Futures contracts gained in line with the movements of the underlying market. The basis opened at 5.9bps and remained positive throughout the session, peaking at 11.1bps before closing at 1.3bps. Foreigners were net buyers today with improved market liquidity.

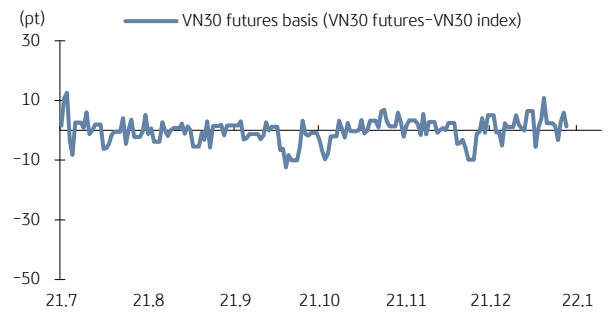
Contracts 106,394 (+3.0%)

VN30 futures & VN30 index



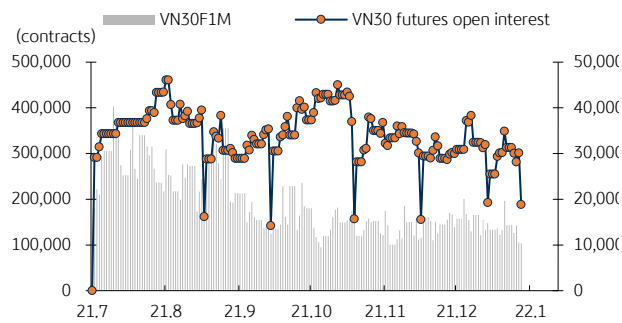
Source: Bloomberg, KB Securities Vietnam

Front month VN30 futures basis



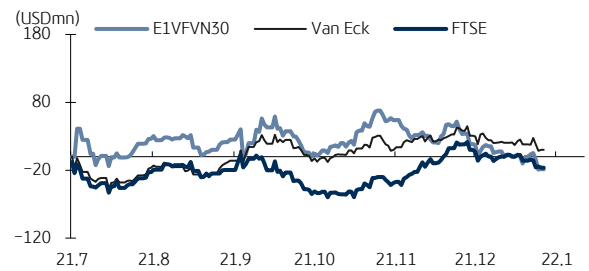
Source: Bloomberg, KB Securities Vietnam

VN30 futures volume & open interest



Source: Bloomberg, KB Securities Vietnam

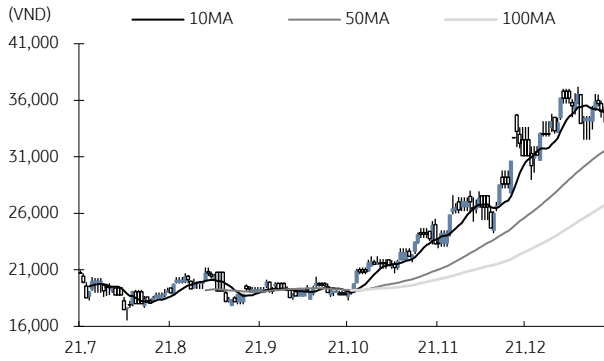
Vietnam ETFs - 3-mth cumulative net buy



Source: FiinPro, KB Securities Vietnam

Market Movers

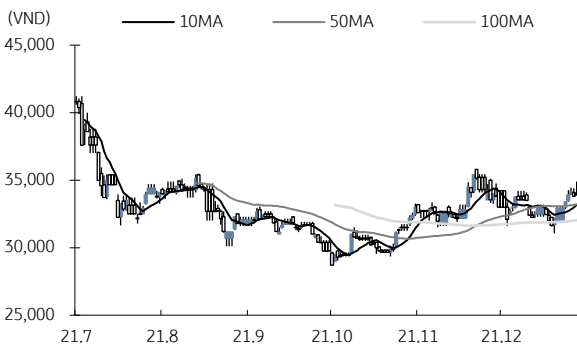
Dat Xanh Group (DXG)



Source: Bloomberg, KB Securities Vietnam

- DXG closed flat at VND35,000.
- The Board of Directors of DXG approved the private placement of VND200 billion of unwarranted bonds with a term of 48 months and a fixed interest rate of 10.6%/year to supplement capital for business activities as well as landbank expansion of the group. The collateral is shares of Dat Xanh Real Estate Services (DXS).

Vietinbank (CTG)



Source: Bloomberg, KB Securities Vietnam

- CTG closed up 0.3% to VND33,900.
- CTG and Central Capital have recently reached a comprehensive strategic cooperation agreement on real estate development.
- Earlier, Central Capital partnered with CTG to establish the Vietnam-Japan Investment and Development Fund, opening up potential investment opportunities in Vietnam for Japanese investors.

KBSV Model Portfolio

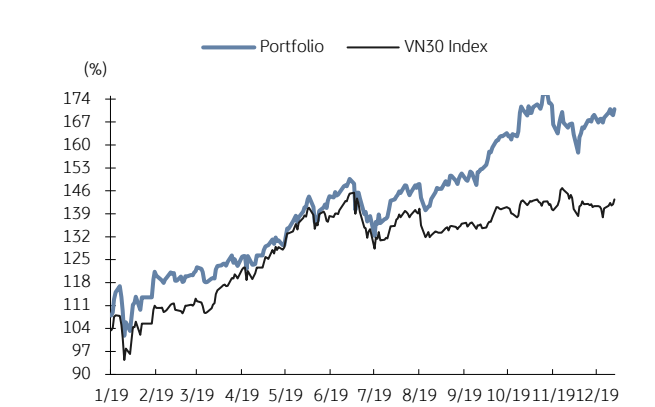
KBSV Research Team

Investment approach:

- Seeks to outperform the VN30 Index by identifying the most attractive stocks within our coverage universe over the next 3 months
- Employs a risk-managed exit strategy that sets a profit target of +30% and stop loss of -15%
- Uses an equal-active-weight (with monthly rebalancing method) approach that allocates 100% of the portfolio to stocks that, at times, can include a VN30 index ETF

	VN30 Index	Master Portfolio
Daily return	1.06%	1.10%
Cum. return	43.42%	70.90%

Performance vs VN30 Index



KBSV domestic model portfolio

Ticker	Inclusion date	Close 21/12/31	Daily return (%)	Cumulative return (%)	Main investment catalysts
Mobile World (MWG)	19/08/09	135,900	12%	73.8%	<ul style="list-style-type: none"> - Optimizing revenue from DMG & TGDD chains - BHX expects to reach break-even point soon at stores and distribution centers - In the long term, BHX aims to capture 10-15% of the food retail market
Nam Long Invest (NLG)	19/06/03	64,200	2.7%	182.5%	<ul style="list-style-type: none"> - Leader in mid- to high-end housing & Japanese partners for large urban area (UA) projects - Largest urban area developer (Mizuki Park UA, Akari City UA & Waterpoint US)
Phu Nhuan Jewelry (PNJ)	19/03/22	96,200	4.0%	20.7%	<ul style="list-style-type: none"> - Strong topline supported by transaction volumes (2018 +34%) & ASPs (2018 +5%) - Strongest customer base to capture lucrative watch segment (5% of sales by 2022E) - Core business activities growing again after the "ERP" incident
Nam Tan Uyen (NTC)	21/11/11	194,000	0.8%	0.2%	<ul style="list-style-type: none"> - NTC-3 is expected to be the main growth force in 2022 - Positive long-term outlook for industrial park industry - Healthy financial structure
Refrig Elec Eng (REE)	18/10/11	69,100	-1.1%	105.6%	<ul style="list-style-type: none"> - Office lease management & E-town Central occupancy generates stable cash flow - Strategic investments in utility industry provides stable/long-term dividend stream
FPT Corp (FPT)	18/09/06	93,000	-0.6%	221.5%	<ul style="list-style-type: none"> - Software outsourcing foothold in Japan/US/Asia-Pacific/EU drives 25% overseas CAGR - Telecoms stable 15% growth/solid subscriber growth & profitable Pay-TV from 2020E - 20%+ earnings momentum by 2020E
Vietin Bank (CTG)	01/31/2020	33,900	0.3%	78.8%	<ul style="list-style-type: none"> - Building on strong earnings recovery in 2019 & optimistic outlook for 2020 - Growing expectations for capital increase in 2020 to offset loan-growth concerns - Already improved asset quality and benign credit risks for 2020
PV Gas (GAS)	20/12/11	96,200	-0.8%	32.2%	<ul style="list-style-type: none"> - Gain benefit from growing LNG demand - Expectation on global oil price recovery - Attractive valuation
Hoa Pha Group (HPG)	19/12/04	46,400	1.5%	215.7%	<ul style="list-style-type: none"> - Steel consumption starts to rebound - Construction steel prices show signs of rising again - Increased capacity from Dung Quat project helps HPG expand market share
Kinhbac City Development (KBC)	20/03/09	60,800	3.1%	330.7%	<ul style="list-style-type: none"> - Strong pricing for upcoming land sales after Trang Due urban land sales in 4Q19 - Beneficiary of more production facilities from EU companies after EU-Vietnam FTA - Re-location of supply chains from China after COVID-19 scare

Source: Bloomberg, KB Securities Vietnam

Market Monitors

Ho Chi Minh – Net foreign buys/sells

Ticker	Chg (%)	For. own (%,-1d)	Net buy (VND bn)
KBC	3.1%	15.7%	60.2
DXG	0.0%	26.4%	52.5
STB	3.3%	17.6%	27.8
PNJ	4.0%	47.2%	19.7
DGC	1.2%	8.2%	15.8

Ticker	Chg (%)	For. own (%,-1d)	Net sell (VND bn)
MSN	-0.3%	31.8%	-43.5
FUEVFNVD	0.9%	97.7%	-43.5
CTG	0.3%	25.6%	-30.4
SCR	-3.2%	0.5%	-4.4
SSI	-1.5%	38.3%	-5.6

Source: FinPro, KB Securities Vietnam

Hanoi – Net foreign buys/sells

Ticker	Chg (%)	For. own (%,-1d)	Net buy (VND bn)
PTI	0.0%	37.7%	6.4
PVI	0.8%	56.9%	5.1
DL1	0.0%	0.4%	1.2
PSD	-1.2%	1.0%	1.0
ACM	9.7%	1.3%	0.9

Ticker	Chg (%)	For. own (%,-1d)	Net sell (VND bn)
GMA	0.00/0.00%	0.0%	-2.0
ART	0.00/0.00%	0.8%	-1.8
VIG	1808.8%	0.6%	-0.6
BNA	4020.1%	0.0%	-0.2
NBC	1843.3%	4.1%	-0.2

Source: FinPro, KB Securities Vietnam

Sectors – Top 5 best/worst weekly performance

Top 5 best performers	Chg (%)	Key stocks
Media	10.1%	YEG, ADG
Banks	4.1%	BID, VPB
Financial Services	3.9%	SSI, VND
Construction & Materials	2.5%	CII, CTD
Oil & Gas	1.8%	PLX, PVD

Top 5 worst performers	Chg (%)	Key stocks
Chemicals	-4.1%	GVR, DPM
Automobiles & Parts	-2.9%	SVC, HHS
Health Care	-1.2%	DHG, TNH
Technology	-1.0%	FPT, SAM
Real Estate	-0.3%	VIC, VHM

Source: Bloomberg, KB Securities Vietnam

Sectors – Top 5 best/worst monthly performance

Top 5 best performers	Chg (%)	Key stocks
Media	24.3%	YEG, ADG
Construction & Materials	12.3%	CII, ROS
Automobiles & Parts	10.9%	TCH, HHS
Banks	5.7%	BID, VCB
Food & Beverage	5.2%	MSN, HAG

Top 5 worst performers	Chg (%)	Key stocks
Health Care	-16.0%	PME, DHG
Personal & Household Goods	-2.5%	TCM, STK
Insurance	-2.4%	BVH, PGI
Basic Resources	-1.4%	HPG, NKG
Industrial Goods & Services	-0.9%	REE, LGC

Source: Bloomberg, KB Securities Vietnam

Vietnam – Focus stocks

Sector	Code	Company name	Price	Mkt cap (VNDbn, USDmn)	Trading value (VNDmn, USDmn)	For avail (%-1d)	P/E(X)		EPS CAGR (%)	ROE(%)		P/B(X)		Performance(%)			
							20E	21E		20E	21E	20E	21E	1D	1W	1M	YTD
Real estate	VIC	VINGROUP JSC	97,778	372,067 (16,170)	312,522 (13.6)	22.5	98.2	69.1	14.7	4.2	5.7	4.0	3.7	0.1	-1.5	-9.4	-1.1
	VHM	VINHOMES JSC	79,385	339,478 (14,753)	548,194 (23.9)	26.6	9.8	8.8	35.9	31.5	27.5	2.9	2.3	0.5	-1.1	-3.1	19.1
	VRE	VINCOM RETAIL JS	34,850	79,190 (3,442)	225,263 (9.8)	17.8	37.1	23.9	-7.6	6.1	9.0	2.2	2.0	-1.3	-3.7	1.0	-4.1
	NVL	NOVA LAND INVES	45,853	86,712 (3,768)	419,845 (18.3)	31.3	42.5	31.0	6.7	13.8	13.9	5.7	5.1	5.4	2.4	8.4	147.9
	KDH	KHANGDIENHOUSE	31,182	19,167 (833)	110,727 (4.8)	11.6	29.8	22.0	18.0	13.5	15.7	3.4	3.1	-2.1	0.0	9.8	91.5
	DXG	DATXANH GROUP	21,130	12,594 (547)	383,421 (16.7)	13.9	16.3	13.1	-	16.5	16.4	2.4	2.0	0.0	1.7	7.0	152.4
Banks	VCB	BANK FOR FOREIGN	79,937	378,305 (16,441)	95,723 (4.2)	6.3	18.9	15.8	11.7	20.5	20.4	3.3	2.5	0.5	0.4	1.7	2.7
	BID	BANK FOR INVESTM	34,507	174,556 (7,586)	79,058 (3.5)	12.7	20.4	15.4	-5.3	14.1	14.0	2.2	2.0	4.8	6.0	5.1	-2.6
	TCB	VIETNAM TECHNOLO	38,900	136,341 (5,925)	443,093 (19.3)	0.0	10.2	8.5	14.3	20.9	19.7	1.9	1.6	1.4	2.2	-3.5	58.7
	CTG	VIETNAM JS COMM	28,512	137,021 (5,955)	271,098 (11.8)	1.4	12.5	9.0	61.1	16.3	19.6	1.7	1.4	0.3	3.0	1.0	26.6
	VPB	VIETNAM PROSPERI	22,944	101,381 (4,406)	584,186 (25.5)	0.0	12.6	10.6	18.8	18.0	16.1	1.9	1.6	1.1	4.5	-5.0	98.3
	MBB	MILITARYCOMMERC	19,407	73,327 (3,187)	226,117 (9.9)	0.0	9.1	7.6	14.6	21.7	21.7	1.8	1.4	1.6	2.7	-0.3	71.2
	HDB	HDBANK	20,400	40,641 (1,766)	175,328 (7.7)	4.2	10.7	9.6	23.3	20.9	19.9	2.1	1.7	0.8	7.5	1.1	62.4
	STB	SACOMBANK	18,600	33,548 (1,458)	480,204 (21.0)	14.0	19.1	14.4	26.5	10.0	11.4	1.7	1.5	3.3	11.7	9.0	86.4
	TPB	TIENPHONGCOMME	20,630	28,732 (1,249)	237,594 (10.4)	0.0	13.7	11.2	37.5	21.2	20.2	2.5	2.1	0.7	4.6	22.9	106.8
	EIB	VIETNAM EXPORT-I	18,500	22,745 (988)	32,615 (1.4)	0.2	-	-	27.3	-	-	-	-	-0.3	8.0	23.0	75.1
Insurance	BVH	BAOVIETHOLDING	61,900	45,950 (1,997)	49,667 (2.2)	21.0	22.5	18.9	15.8	9.1	10.1	1.9	1.8	1.6	0.0	-8.2	-15.2
	BMI	BAOMINHINSURANC	22,250	2,439 (106)	25,779 (1.1)	14.2	21.8	18.8	9.1	10.9	12.6	2.0	1.9	0.3	-2.0	-3.3	71.0
Securities	SSI	SSI SECURITIES C	21,998	19,947 (867)	913,201 (39.9)	55.4	22.7	24.7	-3.2	17.7	13.7	-	-	-1.5	5.6	-7.3	136.9
	VCI	VIETCAPITAL SEC	27,500	9,108 (396)	202,841 (8.9)	71.9	17.5	-	-4.0	25.0	25.8	-	-	-1.5	1.5	-8.8	150.2
	HCM	HOCHIMINH CITY	22,265	8,907 (387)	193,079 (8.4)	52.4	17.2	-	-19.0	23.0	21.4	-	-	-1.0	3.4	-7.1	90.0
	VND	VNDIRECTSECURIT	17,211	5,734 (249)	511,083 (22.3)	27.2	-	-	36.3	31.7	19.8	-	-	-1.0	2.6	3.8	336.7
Consumer staples	VNM	VIETNAM DAIRYP	109,000	227,805 (9,900)	144,678 (6.3)	42.1	17.9	16.9	4.0	33.3	33.8	5.4	5.2	1.3	0.5	-1.4	-20.6
	SAB	SAIGON BEER ALCO	192,500	123,447 (5,365)	20,334 (0.9)	36.9	27.8	22.4	7.3	17.6	19.4	4.3	3.8	1.4	2.7	-1.9	-22.6
	MSN	MASANGROUP CORP	95,100	111,712 (4,855)	634,015 (27.7)	16.5	39.3	31.1	-51.9	31.6	23.1	9.2	7.1	-0.3	0.0	14.6	92.4
	HNG	HOANGANH GIA LA	12,450	13,801 (600)	214,531 (9.4)	48.8	-	-	-	-	-	-	-	-5.8	-2.4	38.9	-15.8
Industrials (transport)	VJC	VIETJET AVIATION	131,800	69,042 (3,001)	96,517 (4.2)	11.0	-	55.9	-88.5	1.0	10.1	-	-	1.8	3.5	4.7	2.6
	GMD	GEMADEPT CORP	33,100	9,976 (434)	73,993 (3.2)	10.8	39.5	26.8	-57.0	8.6	12.2	2.4	2.3	0.0	3.4	-5.0	45.1
	CII	HOCHIMINH CITY	22,600	5,398 (235)	405,259 (17.7)	38.4	187.5	25.0	65.7	1.3	8.2	2.2	2.1	0.0	19.0	56.2	116.8
Industrials (capital goods)	ROS	FLC FAROS CONSTR	3,670	2,083 (091)	444,031 (19.4)	46.4	-	-	-92.4	-	-	-	-	0.7	9.7	96.2	437.5
	GEX	GELEXGROUP JSC	15,802	10,411 (452)	562,487 (24.6)	37.7	-	-	-13.2	12.3	11.9	-	-	7.0	10.2	-9.5	147.0
	CTD	COTECCONS CONSTR	73,200	5,438 (236)	77,348 (3.4)	3.6	60.1	21.6	-52.4	1.6	4.5	1.0	0.9	1.9	13.2	36.9	40.9
	REE	REE	59,600	18,419 (800)	51,382 (2.2)	0.0	12.6	10.0	-4.5	11.9	13.2	1.5	1.4	-1.1	-3.8	-2.0	41.2

Source: Bloomberg, KB Securities Vietnam

Vietnam – Focus stocks

Sector	Code	Company name	Price	Mkt cap (VNDbn, USDmn)	Trading value (VNDmn, USDmn)	For avail (%, -1d)	P/E (X)		EPS CAG R (%)	ROE (%)		P/B (X)		Performance (%)			
							20E	21E		20E	21E	20E	21E	1D	1W	1M	YTD
Utilities	GAS	PETROVIETNAM GAS	90,100	172,447 (7,494)	80,695 (3.5)	46.1	19.0	15.6	-17.5	19.7	22.3	3.7	3.3	-0.8	0.5	-2.1	11.1
	NT2	PETROVIETNAM NHO	22,850	6,578 (286)	50,264 (2.2)	31.4	13.8	10.3	-10.5	12.6	15.7	1.7	2.1	-0.2	0.8	17.9	6.9
	PPC	PHA LAI THERMAL	26,200	8,400 (365)	8,590 (0.4)	34.1	17.3	13.2	-5.1	8.9	11.6	1.5	1.5	-0.4	-3.8	4.8	-1.6
Materials	HPG	HOA PHAT GRP JSC	32,481	145,287 (6,314)	808,983 (35.3)	18.0	5.6	6.6	21.9	45.3	29.6	2.1	1.6	1.5	0.8	-5.2	51.1
	DPM	PETROVIETNAM FER	17,400	6,809 (296)	274,553 (12.0)	36.5	8.0	10.2	-0.5	28.4	19.3	2.0	1.8	-0.8	-8.8	-0.8	166.0
	DCM	PETROCA MAU FER	13,650	7,226 (314)	239,766 (10.5)	46.5	15.7	11.4	-4.5	19.8	22.4	2.8	2.6	0.8	-2.0	-3.4	162.1
	HSG	HOA SEN GROUP	22,636	11,063 (481)	232,460 (10.1)	38.9	6.0	6.8	67.9	25.0	19.2	1.3	1.1	1.4	4.8	-5.4	85.7
	AAA	ANPHAT BIOPLAST	12,864	3,138 (136)	159,259 (7.0)	97.2	25.3	22.1	17.2	-	-	1.4	1.4	-3.8	-5.4	19.9	54.3
Energy	PLX	VIETNAM NATIONAL	56,100	68,375 (2,972)	63,334 (2.8)	4.6	24.9	17.2	-51.0	14.7	16.3	3.0	3.0	-0.2	1.7	-0.4	-1.3
	PVD	PETROVIETNAM DRI	23,400	9,854 (428)	158,152 (6.9)	39.9	177.3	25.0	-11.9	0.5	4.2	0.9	0.9	-1.7	2.6	9.0	83.0
	PVT	PETROVIET TRANSP	17,900	5,793 (252)	55,183 (2.4)	35.9	11.6	9.3	1.2	14.3	16.7	1.5	1.4	1.3	1.3	2.1	72.1
Consumer discretionary	MWG	MOBILEWORLD INV	93,000	65,024 (2,826)	111,957 (4.9)	0.0	21.1	15.3	13.7	26.6	28.3	4.8	3.9	1.2	1.0	-2.2	71.4
	PNJ	PHU NHUAN JEWELR	87,500	19,895 (865)	39,330 (1.7)	0.0	23.5	16.1	2.4	18.4	22.9	3.9	3.3	4.0	1.6	-1.7	18.8
	YEG	YEAH1 GROUP CORP	40,300	1,261 (055)	12,813 (0.6)	70.6	-	-	-	-	-	-	-	4.1	15.1	50.0	-44.7
	FRT	FPT DIGITAL RETA	28,200	2,227 (097)	109,069 (4.8)	30.3	47.4	46.8	-75.2	13.4	12.6	6.1	5.6	-4.1	6.5	72.8	213.1
	PHR	PHUOC HOA RUBBER	61,900	8,387 (365)	43,677 (1.9)	34.6	25.8	10.4	41.2	13.4	30.4	2.9	2.6	0.7	-3.1	-3.5	13.2
Healthcare	DHG	DHG PHARMACEUTIC	100,300	13,114 (570)	7,476 (0.3)	45.4	18.9	17.9	10.7	21.7	21.1	3.8	3.5	-0.8	-4.3	9.7	8.7
	PME	PYMEPHARCO JSC	80,200	6,016 (261)	339 (0.0)	11.7	-	-	1.6	-	-	-	-	-	-	-	-
IT	FPT	FPT CORP	68,000	61,301 (2,664)	116,657 (5.1)	0.0	20.1	16.5	15.5	24.0	25.3	4.3	3.9	-0.6	-0.9	-4.2	81.0

Source: Bloomberg, KB Securities Vietnam

KB SECURITIES VIETNAM RESEARCH

Nguyen Xuan Binh
Head of Research
binhnx@kbsec.com.vn

Equity

Duong Duc Hieu
Head of Equity Research
hieudd@kbsec.com.vn

Nguyen Anh Tung
Senior Analyst – Financials & Information technology
tungna@kbsec.com.vn

Pham Hoang Bao Nga
Senior Analyst – Property
ngaphb@kbsec.com.vn

Le Anh Tung
Senior Analyst – Oil & Gas & Banks
tungla@kbsec.com.vn

Nguyen Ngoc Hieu
Analyst – Power & Construction Materials
hieunn@kbsec.com.vn

Pham Nhat Anh
Analyst – Industrial Real Estate & Logistics
anhpn@kbsec.com.vn

Luong Ngoc Tuan Dung
Analyst – Consumers & Retailing
dunglnt@kbsec.com.vn

Research Division
research@kbsec.com.vn

Macro/Strategy

Tran Duc Anh
Head of Macro & Strategy
anhtd@kbsec.com.vn

Le Hanh Quyen
Analyst – Macroeconomics & Banks
quyenlh@kbsec.com.vn

Thai Huu Cong
Analyst – Strategy & Mid cap Stocks
congth@kbsec.com.vn

Tran Thi Phuong Anh
Analyst – Strategy & Mid cap Stocks
anhttp@kbsec.com.vn

Support team

Nguyen Cam Tho
Assistant
thonc@kbsec.com.vn

Nguyen Thi Huong
Assistant
huongnt3@kbsec.com.vn

KB SECURITIES VIETNAM (KBSV)

Head Office:

Levels G, M, 2 & 7, Sky City Tower, 88 Lang Ha Street, Dong Da District, Hanoi, Vietnam

Tel: (+84) 24 7303 5333 – Fax: (+84) 24 3776 5928

Hanoi Branch:

Level 1, VP Building, 5 Dien Bien Phu, Ba Dinh District, Hanoi, Vietnam

Tel: (+84) 24 7305 3335 – Fax: (+84) 24 3822 3131

Ho Chi Minh Branch:

Level 2, TNR Tower Nguyen Cong Tru, 180-192 Nguyen Cong Tru Street, District 1, HCMC, Vietnam

Tel: (+84) 28 7303 5333 – Fax: (+84) 28 3914 1969

Saigon Branch:

Level 1, Saigon Trade Center, 37 Ton Duc Thang, Ben Nghe Ward, District 1, HCMC, Vietnam

Tel: (+84) 28 7306 3338 – Fax: (+84) 28 3910 1611

CONTACT INFORMATION

Institutional Client Center: (+84) 28 7303 5333 – Ext: 2656

Private Customer Care Center: (+84) 24 7303 5333 – Ext: 2276

Email: ccc@kbsec.com.vn

Website: www.kbsec.com.vn

Investment ratings & definitions

Investment Ratings for Stocks

(based on expectations for absolute price gains over the next 6 months)

Buy:	Hold:	Sell:
+15% or more	+15% to -15%	-15% or more

Investment Ratings for Sectors

(based on expectations for absolute price gains over the next 6 months)

Positive:	Neutral:	Negative:
Outperform the market	Perform in line with the market	Underperform the market

Opinions in this report reflect the professional judgment of the research analyst(s) as of the date hereof and are based on information and data obtained from sources that KBSV considers reliable. KBSV makes no representation that the information and data are accurate or complete and the views presented in this report are subject to change without prior notification. Clients should independently consider their own particular circumstances and objectives and are solely responsible for their investment decisions and we shall not have liability for investments or results thereof. These materials are the copyright of KBSV and may not be reproduced, redistributed or modified without the prior written consent of KBSV. Comments and views in this report are of a general nature and intended for reference only and not authorized for use for any other purpose.